

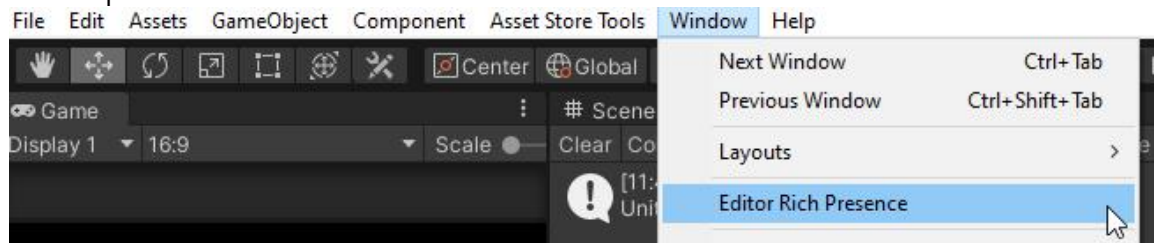
# **Editor Rich Presence**

Thank you for downloading Editor Rich Presence. Please note, this Discord Rich Presence is for your Unity Editor, not the product you're producing.

Once the package is installed, it should start working right away if Discord app is currently running on your machine.

# The Editor Rich Presence Window

This window can be accessed from Window > Editor Rich Presence at the top.

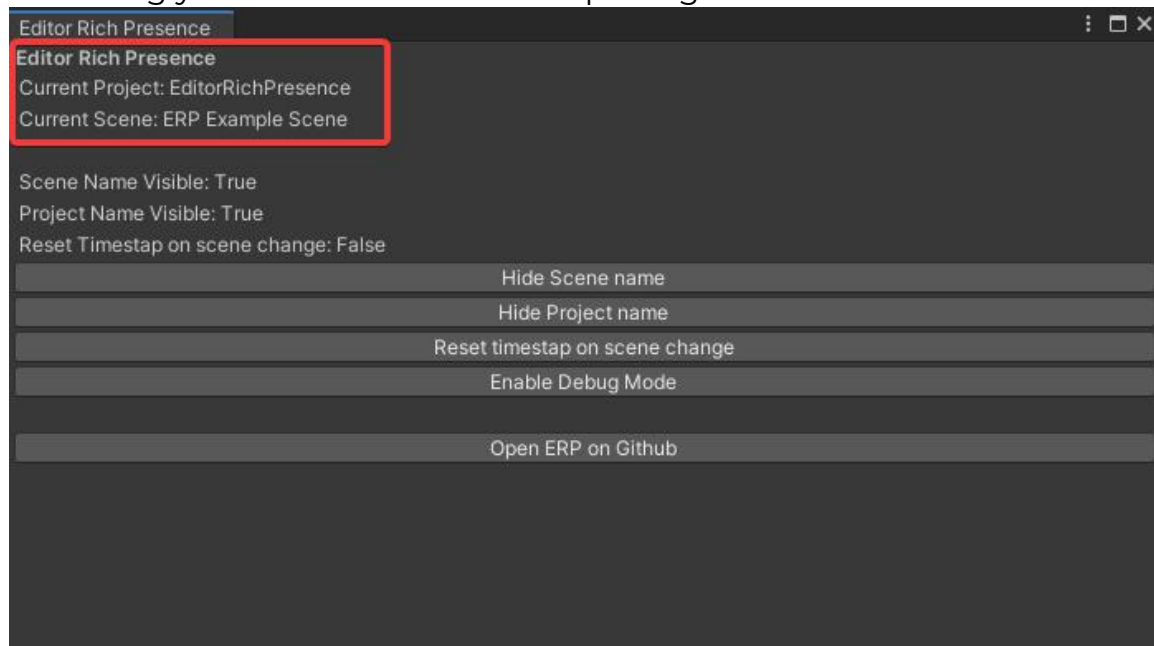


## Project Info

The current information which is displayed on Discord is also displayed at the top of this window. The project and scene name will still show here if you have it hidden in Discord by using the buttons below.

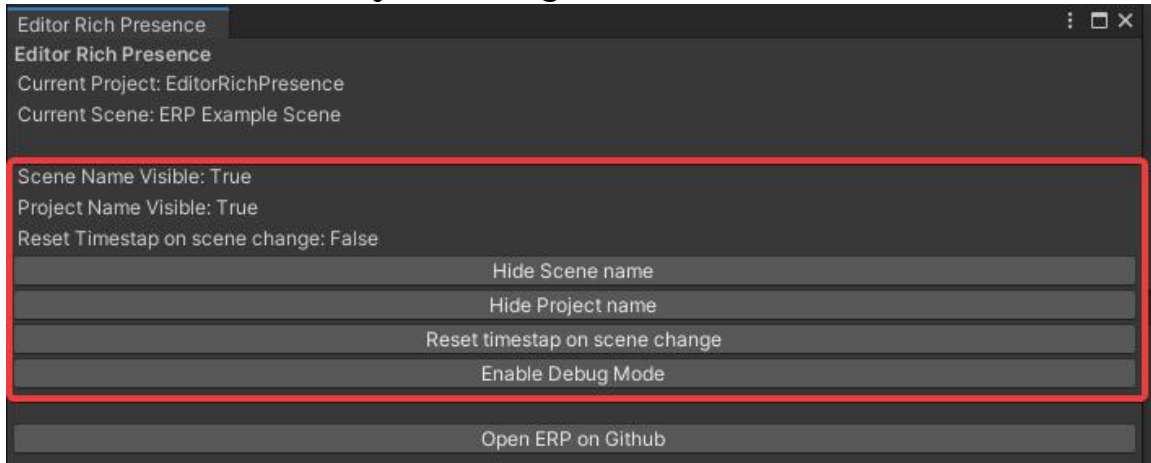
Current Project is your products name, this can be changed in the Project Settings under Player > Product Name.

Current Scene is the name of the scene file. This can be changed by renaming your active scene and reopening it.



# Settings

Here are your settings. This is where you can see if your scene name, the project name is visible in Discord or if the timestamp resets when you change the scene. The buttons below are used to change these settings and are saved after they are changed.



The last button takes you to the source code for Editor Rich Presence on Github.